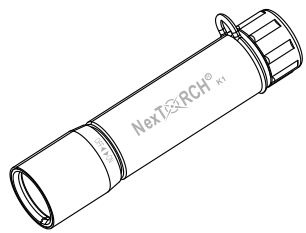


OPERATOR'S MANUAL
使用说明书
FLASHLIGHT



K1

Learn more on www.nextorch.com

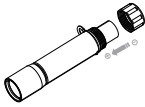
请登录: www.nextorch.com 获取更详尽的产品资讯。

English

Congratulations on purchasing our NexTORCH® flashlight. You have chosen high quality product designed from the latest technology. For the best use of this product, please read the instruction manual carefully.

QUICK START GUIDE

• BATTERY INSTALLATION



• ON/OFF



SPECIFICATION

Bulb	SSC P9
Battery	One AAA Battery
Body	Aerospace grade aluminum 6061-T6 with hard-anodized finish.
Head	Stainless Steel 304.
Lens' Material	Acrylic
Throwing distance	30m
Runtime	140 minutes
Dimensions	63mm × 14mm
Weight	14g (Battery excluded)
Special Features	Refined stainless steel head. Aerospace grade aluminum with hard anodized finish. Patent anti-rolling structure. water-proof.

NOTICE

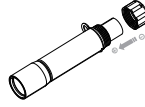
1. Please do not shine the eyes straight as the powerful light could cause a permanent injury.
2. Please do not dismantle the bulb assembly.

中文

尊敬的客户，恭喜您拥有了纳丽德手电筒。它选用最好的材料，经过科学的设计，精密的制造工艺，呈现在您的面前。为了您能对我们的产品有全面的了解，请仔细阅读我们为您准备的《使用手册》。

快速入门

• 电池安装



• 打开/关闭



参数

灯泡	SSC P9
电源	一节AAA电池
筒身材料	航天等级强化铝材6061-T6 硬质阳极氧化表面处理
头盖材料	304不锈钢头盖
镜片材料	亚克力
投射距离	30m
电池使用时间	140分钟
尺寸	63mm × 14mm
重量	14g (不包含电池)
产品特点	精制的不锈钢头盖；航天等级强化铝材；专利防滚结构；防水。

K1安全使用指南

1. 请不要将光线直射入人的眼睛，较强的光线会对眼睛造成永久性伤害。
2. 请不要拆解灯头，以免造成反光杯或灯泡损伤。

Learn more on www.nextorch.com

请登录: www.nextorch.com 获取更详尽的产品资讯。

MAINTENANCE

To keep your flashlight always in a perfect condition, follow the instructions as below.

1. Clean your flashlight with a soft clean cloth (NexTORCH® offers you a professional lens cleaning tool (Item #LC6). Please check the accessories right after this instruction).
2. Wash the flashlight (make sure the flashlight is well screwed on and no water can sink in) by clean water after using in the seawater or causticity liquid, and dry it by hot air.
3. When the tailcap doesn't rotate smoothly, lay on some silicone grease on the "O" ring (you can buy the silicone grease (Item# SL6) in the outdoor shops, most of the hardware shops or our retail shops that sell the NexTORCH® flashlights).
4. Please release the battery and keep them dry and cool when you wouldn't use the flashlight for a time.

ACCESSORIES

NexTORCH® offers a full range of accessories suited for your flashlight. learn more on www.nextorch.com. Compatible accessories for K1: SL6, LC6, LR03, V4018, V5012, LT2111

LIFETIME WARRANTY

1. NexTORCH warrants this product to be free from manufacture defects. NexTORCH will repair or replace any defective flashlight, please contact local dealer or email to info@nextorch.com.
2. The Consumer shall have no coverage or benefits under this warranty if the product has been subjected to abnormal use, unauthorized modifications, unauthorized repair.
3. Rechargeable batteries will be warrants within one years from the date of purchase.
4. All of the original accessories delivered with this product (rechargeable batteries excluded) are not cover under this warranty.

K1保养注意事项

每次使用后请遵循以下几点对电筒进行必要的保养，使其能继续为您提供高质量的服务。

1. 每次使用后请用干净的软布对电筒进行擦拭。
(NexTORCH® 为您提供一个专业的镜片清洁工具，请参考后面的附件说明)。
2. 当电筒在沾染海水或腐蚀性液体时请及时用清水清洗，并用电吹风晾干。
3. 当灯头及尾盖拧动不畅时，请在接口处涂少许硅脂。
(您可以到专业的户外店、五金店购买到此类产品，或使用由NexTORCH® 为您准备的专业硅脂，请参考后面的附件说明)。
4. 电筒在不使用时请将电池取出，放在阴凉处保存。

附件支持

为了满足您对电筒的不同需求，并使电筒得到全面的维护，我们设计了一系列的配件。请根据您的个人需要进行选择，如需详细了解附件参数请联系当地或登陆我们的网站 www.nextorch.com。

K1可用附件: SL6, LC6, LR03, V4018, V5012, LT2111

纳丽德终身保修条款

1. 纳丽德承诺：因产品本身出现的质量问题及缺陷，纳丽德将提供终身免费保修服务或更换服务。
2. 因使用不当或擅自改装、维修而引起的产品缺陷、损坏，不在终身保修范围之内。
3. 充电电池保修期限为自购买日起一年之内。
4. 所有随产品附带的配件（充电电池除外），不在保修范围之内。